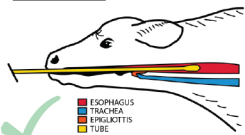


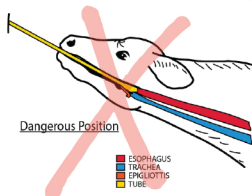
### POSITION

Neutral Position



- ✓ Restrain the calf in a corner to maintain head control.

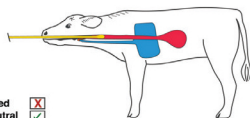
Dangerous Position



- ✓ Place the head in a neutral position.

### PLACEMENT

- ✓ Gently advance the tube. If there's resistance, pull it out and start again.



- ✓ Palpate the calf's neck. When the tube is in the correct position, you will feel two tube-like structures (trachea and esophagus).

### REMEMBER

- ✓ It's important to feed slowly. It can take up to 3 minutes for the stomach to fill.
- ✓ Ensure the fluids are body temperature (38°C/100°F).
- ✓ Before pulling the tube, kink and pull in one swift motion to ensure no fluid is inhaled.
- ✓ To ensure pathogens are not introduced to the herd, use separate feeders for sick and healthy animals.
- ✓ Clean the equipment thoroughly.

